

Are You Living with
Knee Pain?



MAKOplasty[®]
may be the right
treatment option
for you.

Osteoarthritis

shouldn't keep you
from doing
the things **you**
love.



Osteoarthritis (OA) is the most common form of arthritis and a leading cause of disability worldwide, according to the American Academy of Orthopaedic Surgeons. Currently, 15 million¹ adults in the United States suffer with painful osteoarthritis of the knee, often resulting in a compromised quality of life.

This brochure has been designed to help you learn more about OA of the knee, and how MAKOplasty® may be the right treatment option for you. Be sure to discuss all treatment options with your physician.

What is OA?

OA is a form of arthritis and a degenerative joint disease characterized by the breakdown and eventual loss of joint cartilage. Cartilage is a protein substance that serves as a cushion between the bones of a joint. With OA, the top layer of cartilage breaks down and wears away, allowing bones under the cartilage to rub together.

What causes OA of the knee?

Although the root cause of OA is unknown, the risk of developing symptomatic OA is influenced by multiple factors such as age, gender and inherited traits that can affect the shape and stability of your joints. Other factors can include:

- A previous knee injury
- Repetitive strain on the knee
- Improper joint alignment
- Being overweight
- Exercise or sports-generated stress placed on the knee joint

¹ AAOS.org. 2008

Understanding Osteoarthritis

What are the symptoms of OA of the knee?

Symptoms of OA of the knee include:

- Pain while standing or walking short distances, climbing up or down stairs, or getting in and out of chairs
- Pain with activity
- Start up pain or stiffness when activities are initiated from a sitting position
- Joint stiffness after getting out of bed
- Swelling in one or more areas of the knee
- A grating sensation or crunching feeling in the knee during use

How is OA of the knee diagnosed?

Your physician will begin by reviewing your medical history and symptoms. He or she will observe the natural movement of your knee, evaluate your knee and ankle joint alignment, and check your reflexes, muscle strength, range of motion and ligament stability in the affected knee.

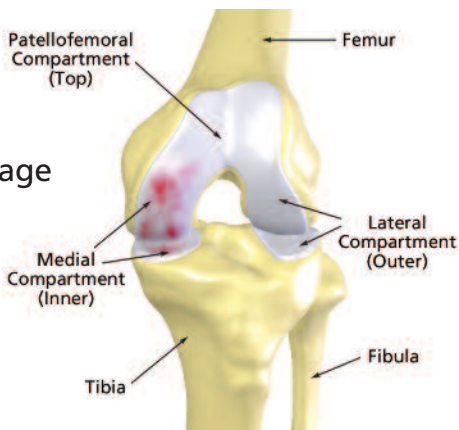
Your physician may order x-rays to determine how much joint or bone damage has been done, how much cartilage has been lost and if there are bone spurs present. Additional medical imaging tests such as computed tomography (CT) or magnetic resonance imaging (MRI) may be ordered to determine exactly where the damage is and its extent. Your physician may also order blood tests to rule out other causes of symptoms, or order a joint aspiration which involves drawing fluid from the joint through a needle and examining the fluid under a microscope.

How is OA treated?

Whether your OA is mild or severe, your physician will most likely recommend certain lifestyle changes to reduce stress on your knee joints. Additional disease and pain management strategies may include: physical therapy, steroid injections, over-the-counter pain medications such as acetaminophen, nonsteroidal anti-inflammatory drugs (NSAIDs) or topical pain relieving creams.

Stages of OA

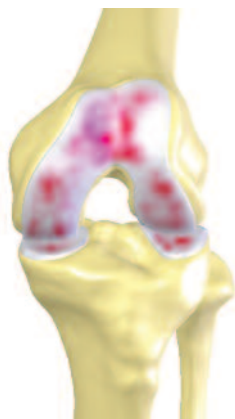
Early-stage



Mid-stage



Late-stage



Understanding Osteoarthritis

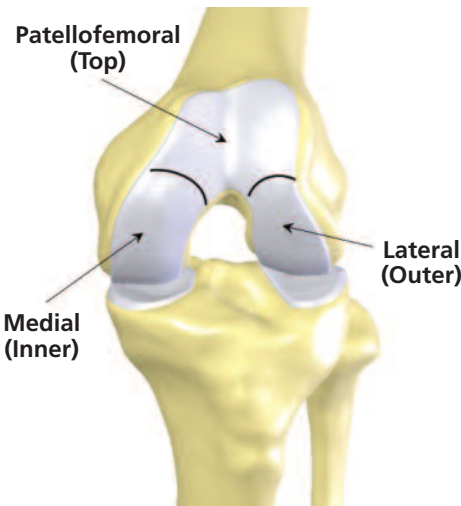
Please speak with your physician if your symptoms aren't responding to non-surgical solutions, or your pain can no longer be controlled by medication. You could be a candidate for surgery.

The most common surgical knee intervention performed for OA is a total knee replacement. During this procedure, the natural joint is removed and replaced with an artificial implant. This treatment option is usually offered to patients with advanced osteoarthritis of the knee.

Total knee replacement is not always optimal for patients with early to mid-stage osteoarthritis in just one or two compartments of the knee. For patients with partial OA of the knee, MAKOpasty® Partial Knee Resurfacing may be the more appropriate solution.

Compartments of the knee

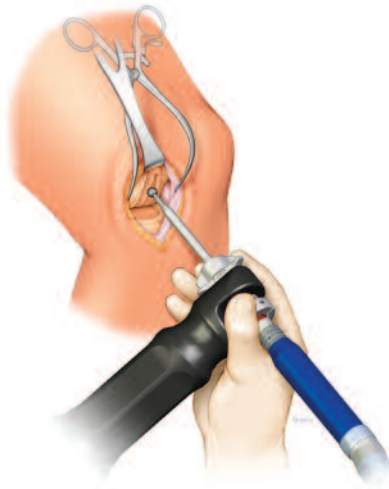
The knee is made up of three compartments, the medial (inner), lateral (outer), and patellofemoral (top).



What is MAKOplasty®?

MAKOplasty® Partial Knee Resurfacing is an innovative treatment option for adults living with early to mid-stage OA that has not progressed to all three compartments of the knee. It is powered by the RIO® Robotic Arm Interactive Orthopedic System, which allows for consistently reproducible precision in performing partial knee resurfacing.

MAKOplasty® Procedure



During the procedure, the diseased portion of the knee is resurfaced, sparing the patient's healthy bone and surrounding tissue. An implant is then secured in the joint to allow the knee to move smoothly again. MAKOplasty® Partial Knee Resurfacing can:

- Facilitate ideal implant positioning to result in a more natural feeling knee following surgery
- Result in a more rapid recovery and shorter hospital stay than traditional knee replacement surgery
- Be performed on an outpatient basis
- Promote a rapid relief from pain and return to daily activities

As a knee arthroplasty procedure, MAKOplasty® is typically covered by most Medicare-approved and private health insurers.

How MAKOplasty® Can Help

How may MAKOplasty® benefit me?

The MAKOplasty® Partial Knee Resurfacing procedure is designed to relieve the pain caused by joint degeneration and potentially offers the following benefits:

- Improved surgical outcomes
- Less implant wear and loosening
- Joint resurfacing
- Bone sparing
- Smaller incision
- Less scarring
- Reduced blood loss
- Minimal hospitalization
- Rapid recovery

How does MAKOplasty® work?

The RIO® Robotic Arm Interactive Orthopedic System features three dimensional pre-surgical planning. During surgery, the RIO® provides the surgeon with real-time visual, tactile and auditory feedback to facilitate optimal joint resurfacing and implant positioning. It is this optimal placement that can result in more natural knee motion following surgery.



**RIO® Robotic Arm
Interactive
Orthopedic System**

* Individual results may vary. There are risks associated with any knee surgical procedure, including MAKOplasty®. Your physician can explain these risks and help determine if MAKOplasty® is right for you.

Who would be a good candidate for the MAKOplasty® procedure?

Typically, MAKOplasty® patients share the following characteristics:

- Knee pain with activity, usually on the inner knee and/or under the knee cap
- Start up knee pain or stiffness when activities are initiated from a sitting position
- Failure to respond to non-surgical treatments or nonsteroidal anti-inflammatory medication

If I undergo MAKOplasty®, what can I expect?

MAKOplasty® can be performed as either an in-patient procedure or on an outpatient basis depending on what your orthopedic surgeon determines is right for you. Hospital stays average anywhere from one to three days; ambulatory patients return home the same day.

In many cases, patients are permitted to walk soon after surgery, drive a car in the first few weeks, and return to normal daily activities shortly thereafter.

What is the lifespan of a MAKOplasty® implant?

All implants have a life expectancy that depends on several factors including the patient's weight, activity level, quality of bone stock and compliance with their physician's orders.

Proper implant alignment and precise positioning during surgery are also very important factors that can improve the life expectancy of an implant. Through the use of RIO®, implants can be optimally aligned and positioned to ensure the longest benefit. RESTORIS® MCK implants enable the treatment of one or two compartments with OA disease. With single compartment disease, a second compartment may be treated in the future if OA spreads. In addition, because very little bone is actually removed during a MAKOplasty® procedure, the implants can be replaced with another procedure such as a total knee replacement, if necessary.

Managing Your Osteoarthritis

Exercise & Nutrition

Exercise plays an important role in promoting bone health and reducing the risk of injury. The benefits of exercise for adults living with OA are numerous. Physical activity can promote overall general health, strengthen muscles, improve daily energy levels, decrease the risk of heart disease and reduce joint pain and stiffness. Always speak with your physician before beginning any exercise regimen.

Maintaining overall health will help you manage OA. Eat a healthy diet consisting of fresh fruits, vegetables and whole grains. The ideal diet for adults living with osteoarthritis is food rich in Vitamin E – this includes beef, eggs and nuts – to minimize tissue damage due to aging or stress.

8 Tips

to Help You Manage Osteoarthritis

1. Maintain a healthy weight to reduce levels of painful swelling in the joints.
2. Know your physical limitations and how to reduce activity when pain persists.
3. Take medications prescribed by your physician and stay compliant with your regimen.
4. If advised, use assistive devices such as a walker or cane to put less stress on your joints.
5. Maintain good posture to reduce the strain placed on your joints.
6. Wear comfortable, properly-fitting shoes that support your weight.
7. Keep a positive outlook to help manage stress and maintain control of your OA treatment.
8. Maintain a proactive role in managing your disease so that you can live as close to your normal lifestyle without aggravating your condition.

For more patient information,
please call **877.411.MAKO** or visit
www.RestoreYourKnees.com.

Questions

to Ask Your Surgeon

- Is osteoarthritis a factor in my knee pain?
- Will reducing activity, taking pain or prescription medication, getting injections or adding physical therapy help ease my pain?
- Would a knee replacement or partial knee resurfacing procedure provide relief from my knee pain?
- Am I a candidate for the MAKOplasty® Partial Knee Resurfacing procedure?
- What are the benefits and risks involved with knee replacement surgery or the MAKOplasty® procedure?
- How long will it take to recover from a total knee replacement surgery? From a MAKOplasty® procedure?
- How long can I expect the implant to last?
- How does my age affect the proper treatment for my condition?



Restoring Quality of Life Through Innovation®

MAKO Surgical Corp.
2555 Davie Road
Fort Lauderdale, FL 33317
Phone: 877.411.MAKO (6256)

For more information, please visit us at
www.makosurgical.com